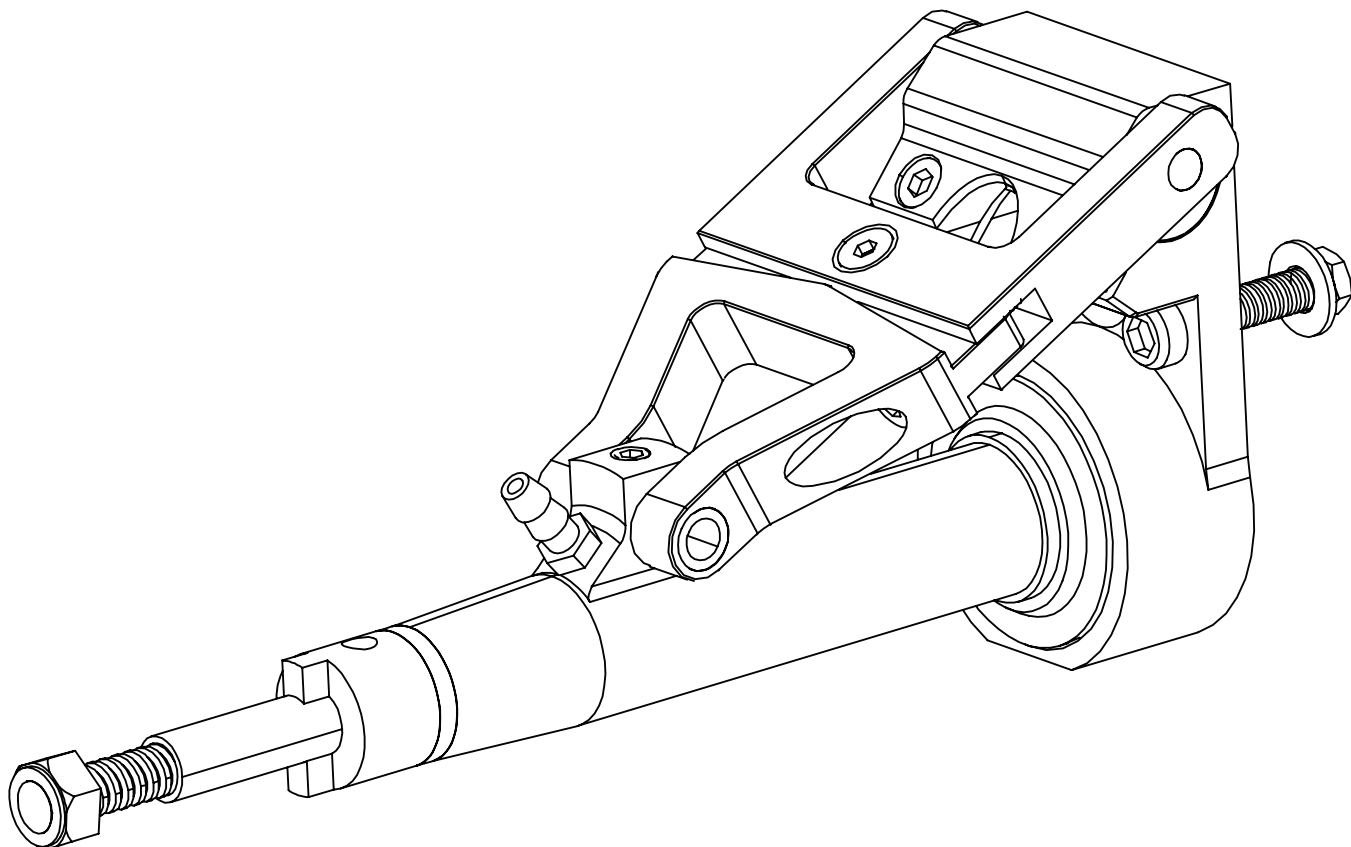



503B92



编号	名称	规格	编号	名称	规格
503B92-01	支撑架(Bracket)			圆柱头内六角螺丝(screw)	M3x15
503B92-02	支撑架(Bracket)			圆柱头内六角螺丝(screw)	M3x6
503B92-03	轴套(Bushing)			圆柱头内六角螺丝(screw)	M4x20
511B81	硬轴(shaft)			圆柱头内六角螺丝(screw)	M3x12
503B92-05	底座(Base)			沉头内六角螺丝(screw)	M3x14
503B92-06	角度调节偏心轴(eccentric shaft)	Φ12x30		紧定螺丝(机米Setscrew)	M4x4
503B92-07	轴销(Axle pin)	Φ4x40		圆柱头内六角螺丝(screw)	M3x4
503B92-08	固定轴销(Fixed axle pin)	Φ4x20		防松螺母(Locknut)	M3
521B10	M3油嘴(M3 nozzle)			防松螺母(Locknut)	M4
519B55	M3球头拉杆臂(M3 ball joint)			防松螺母(Locknut)	M5
518B40	桨叉(Drive dog)			尼龙垫圈Teflon Washer	13x8x1
	向心轴承(Locknut)	26x15x12		垫片(Washer)	4x12
	杯士(Bushing)	10x8x10		拉杆(Trolley)	Φ2.7x100
	杯士(Bushing)	6x4x6		弹簧垫圈(Spring)	M3

编辑: 郑志伟 技术校对:

工序1 Procedure 1



配件
part

M4X4
平端机米螺丝
set screw



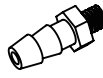
1x

M3X4
平端机米螺丝
set screw



1x

521B10



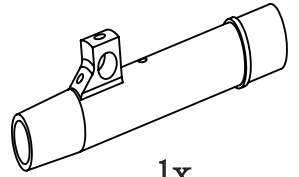
1x

Bushing 10x8x10




2x

503B92-03

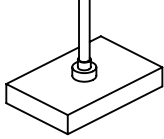


1x



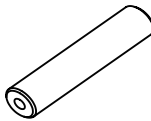
工具
tool

专用夹具1
special fixture



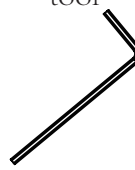
1x

专用夹具2
special fixture



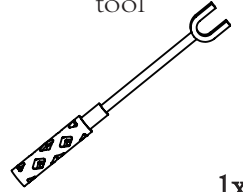
1x

工具1
tool



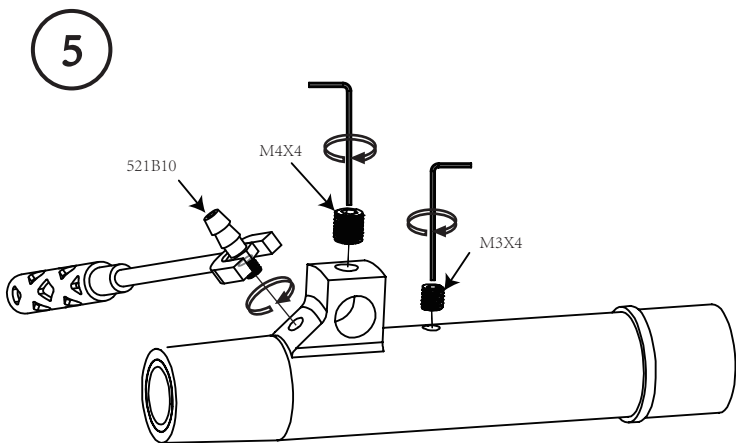
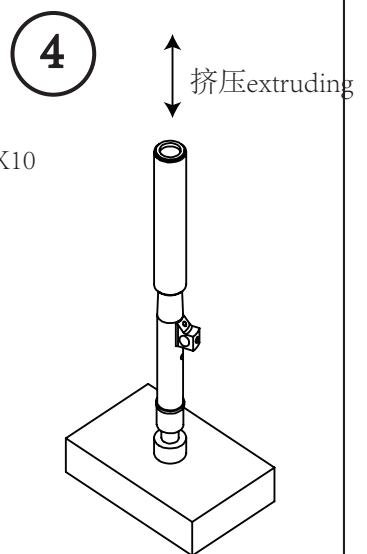
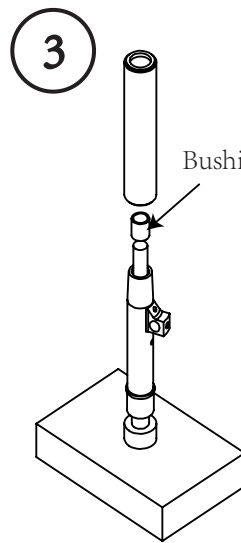
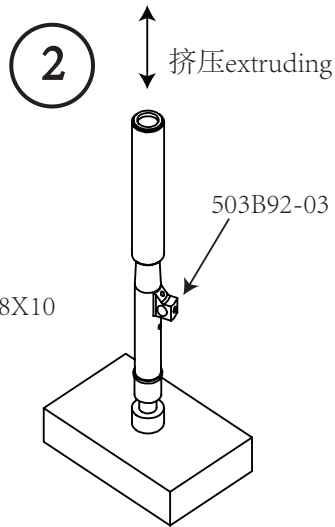
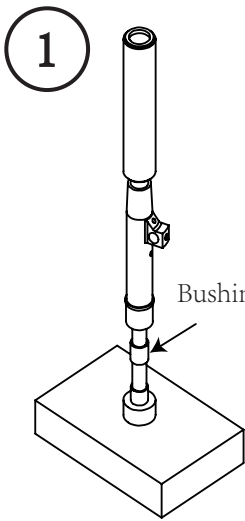
1x

工具2
tool

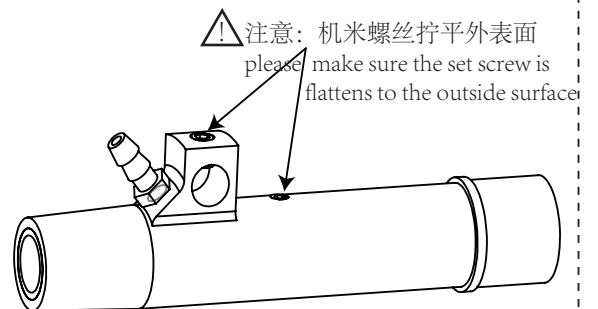


1x


工序1组装流程: (assembly process 1)



部件1完成图(part 1 complete)




工序2 Procedure 2



radial bearing 26x15x12 503B92-06 M3x12 圆柱头内六角螺丝 Hexagon screw M3x6 圆柱头内六角螺丝 Hexagon screw 519B55 503B92-05

配件 parts

1x 1x 1x 2x 1x 1x



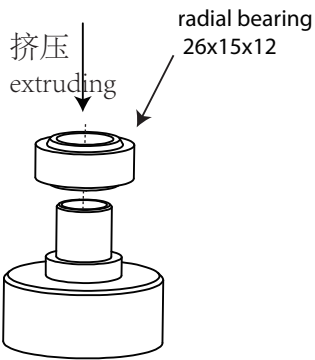
专用夹具3 special fixture 专用夹具4 special fixture 工具3 tool

工具 tool

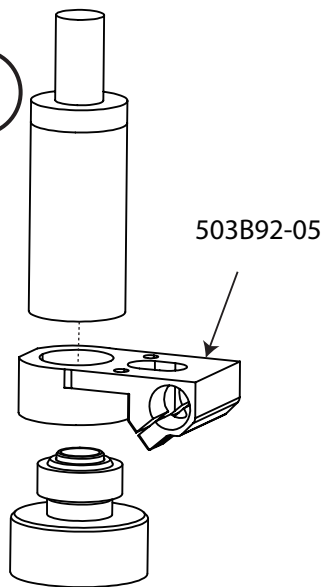
1x 1x 1x

工序2组装流程: (assembly process)

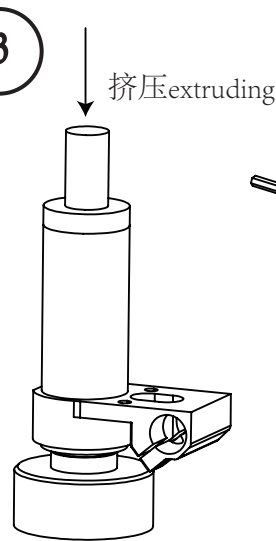
1



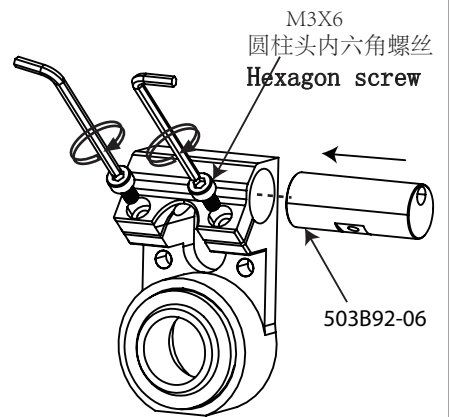
2



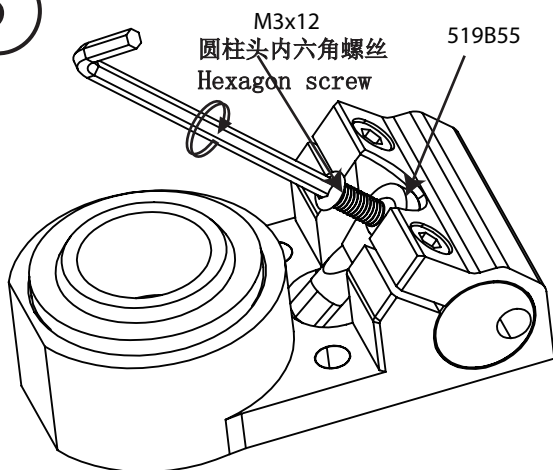
3



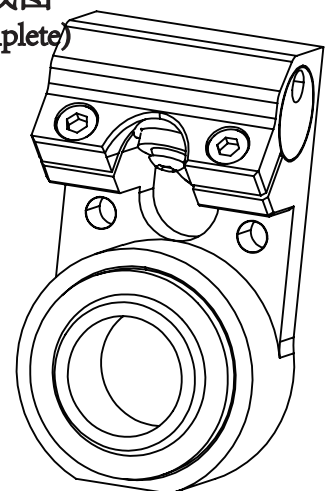
4




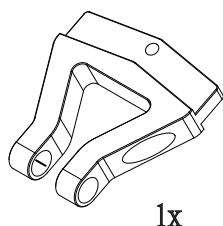
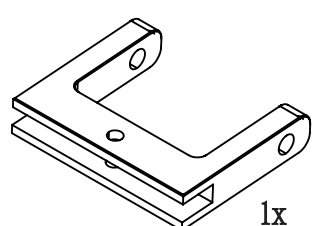




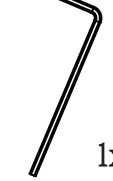
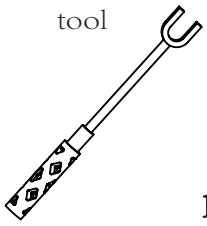
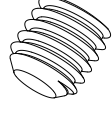

5



部件2完成图 (part 2 complete)

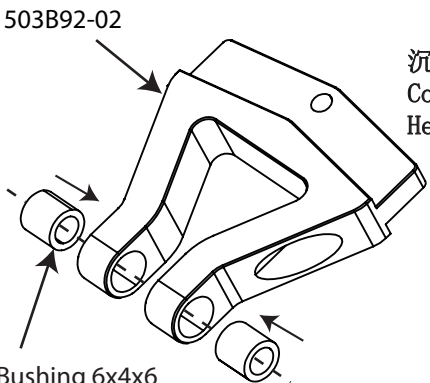


工序3 Procedure 3

 <p>配件 part</p>	<p>503B92-02</p>  <p>1x</p>	<p>503B92-01</p>  <p>1x</p>	<p>M3 防松螺母 locknut</p>  <p>1x</p>	<p>M3X14 沉头内六角螺丝 Countersunk Hexagon Screw</p>  <p>1x</p>	<p>M3x15 柱头内六角螺丝 Hexagon screw</p>  <p>2x</p>
	 <p>工具 tool</p>	<p>工具4 tool</p>  <p>1x</p>	<p>工具5 tool</p>  <p>1x</p>	<p>M4X4 紧定螺丝 (机米) set screw</p>  <p>2x</p>	<p>Bushing 6x4x6</p>  <p>2x</p>

工序3组装流程: (assembly process 3)

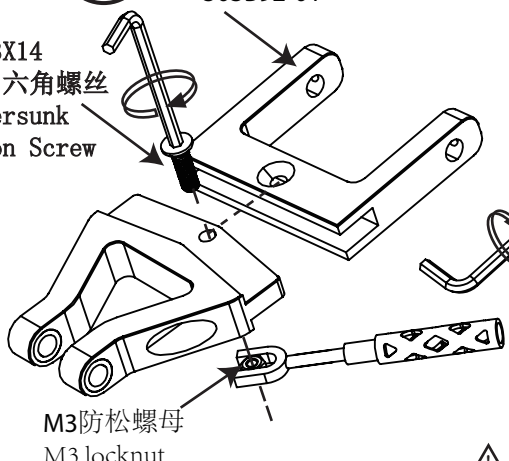
1



503B92-02

Bushing 6x4x6

2

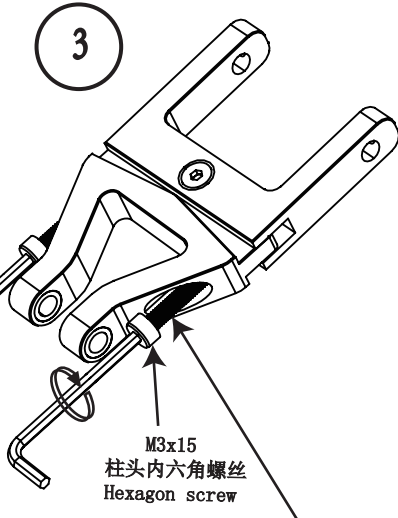


503B92-01

M3X14
沉头内六角螺丝
Countersunk
Hexagon Screw

M3防松螺母
M3 locknut

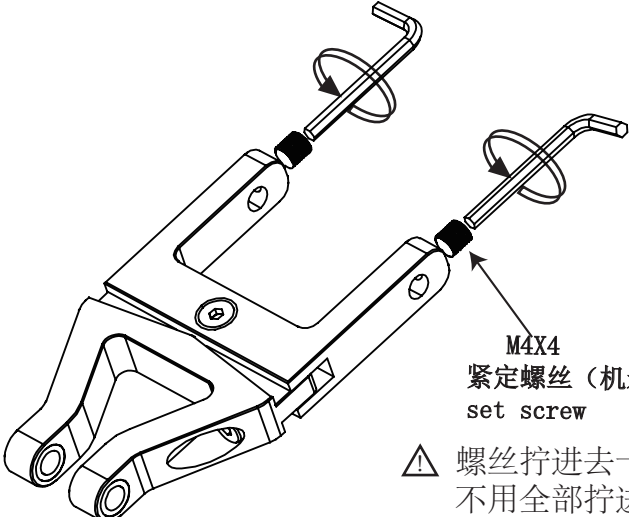
3



M3x15
柱头内六角螺丝
Hexagon screw

⚠️左右拧进去螺丝的深度要统一
Screw in the right and left to the same depth

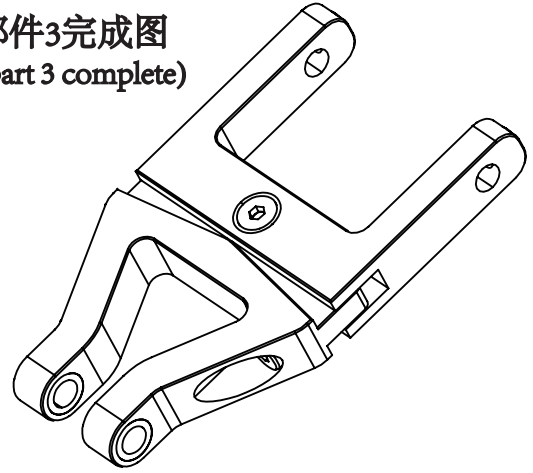
4



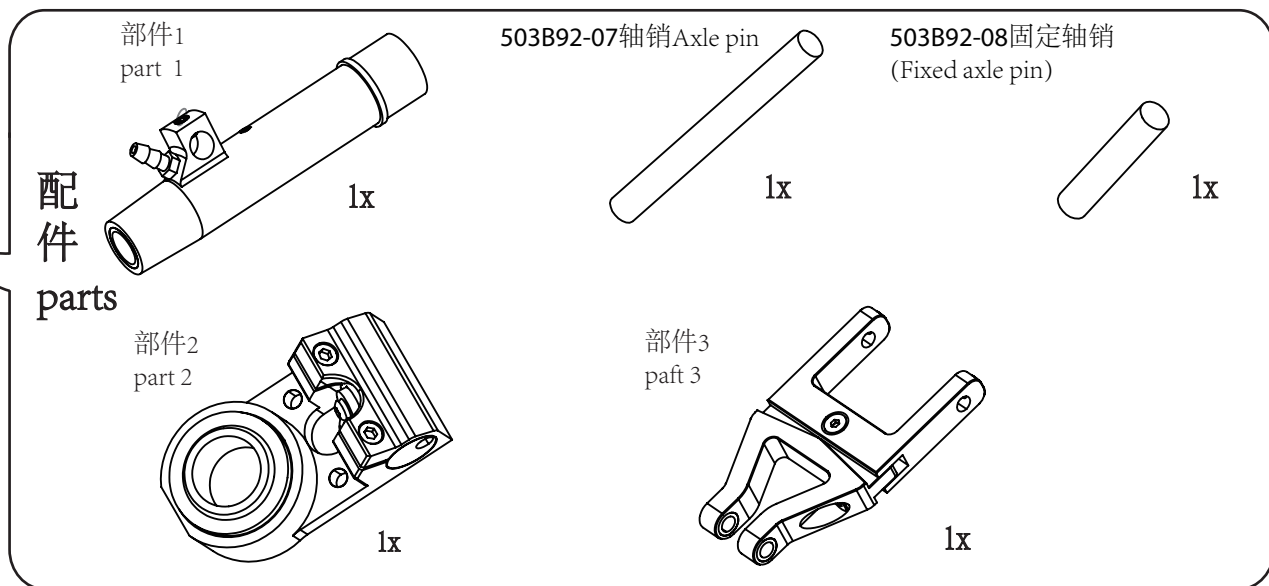
M4X4
紧定螺丝 (机米)
set screw

⚠️螺丝拧进去一半,
不用全部拧进去
Screw halfway in

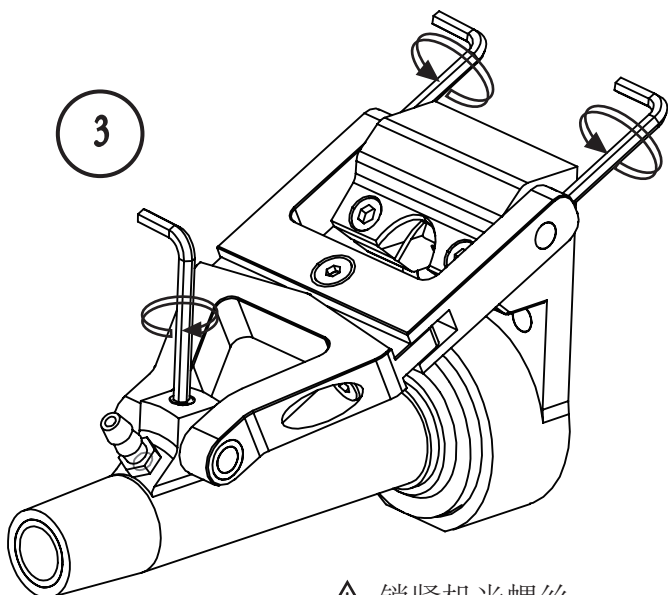
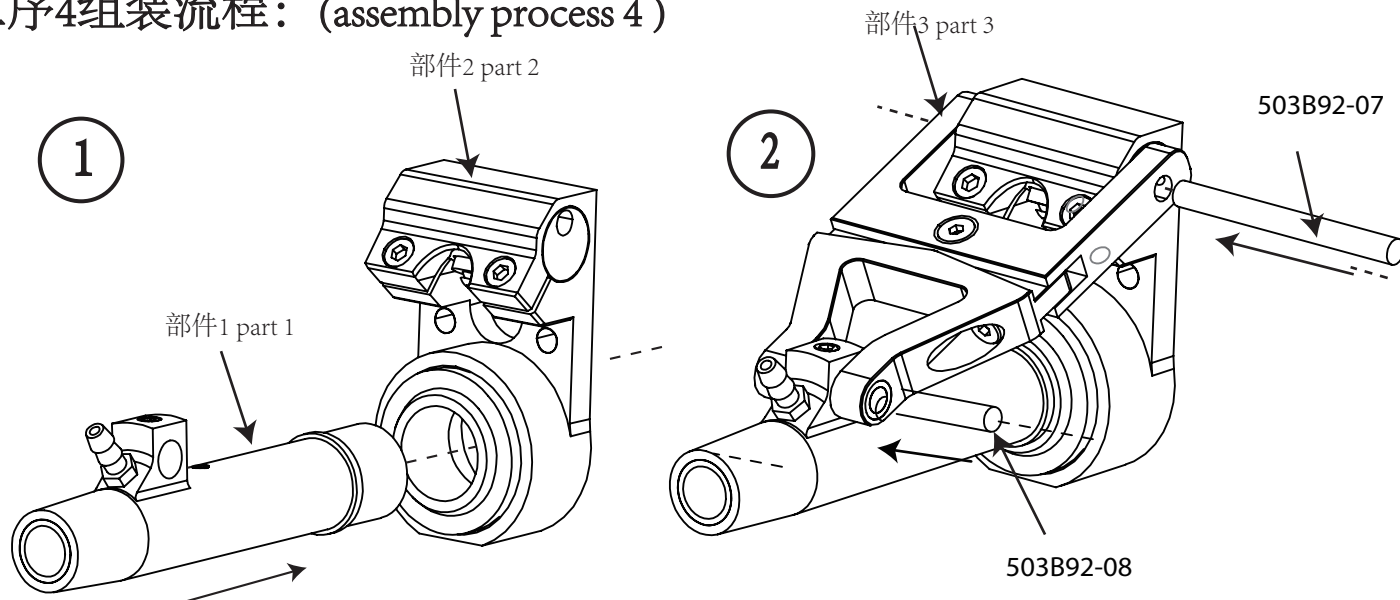
部件3完成图
(part 3 complete)



工序4 Procedure 4

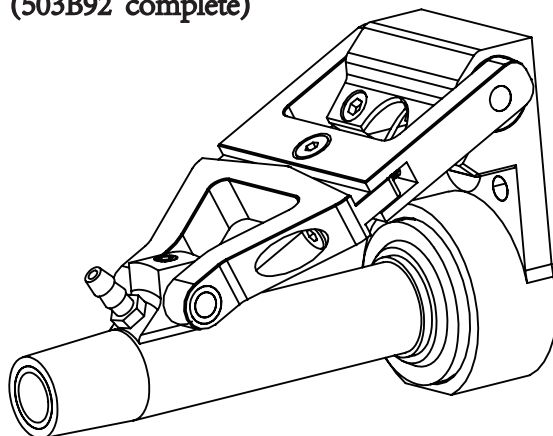


工序4组装流程: (assembly process 4)



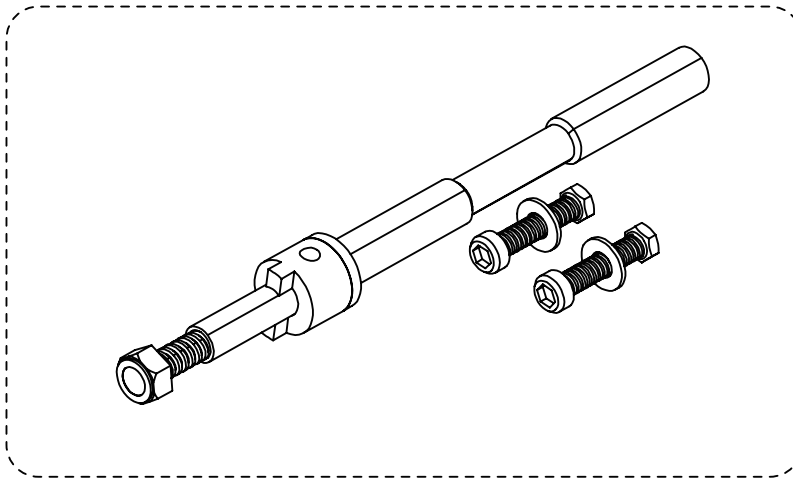
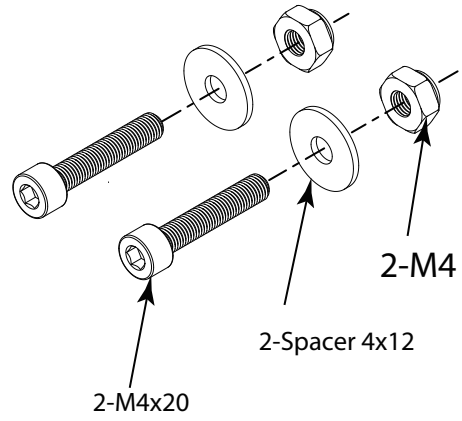
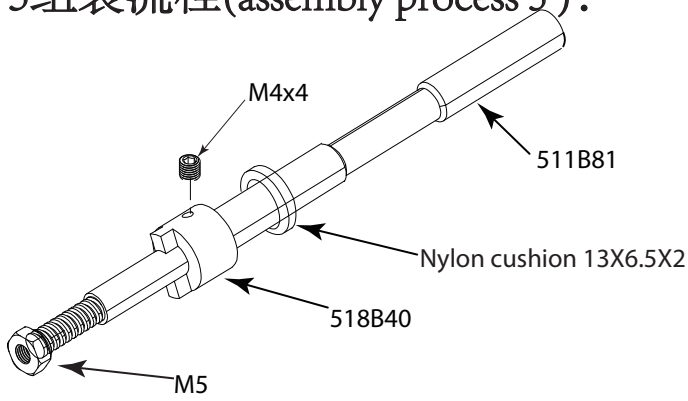
⚠ 锁紧机米螺丝
lock the set screw

503B92完成图 (503B92 complete)

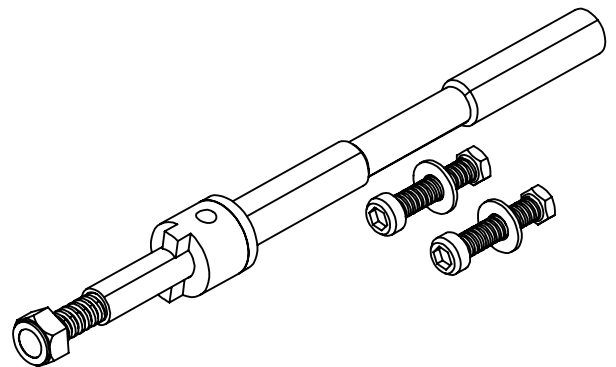
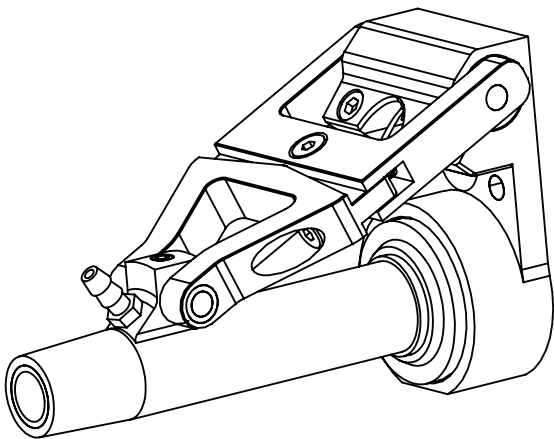


工序5 Procedure 5

工序5组装流程(assembly process 5):



用30mmX190mmX0.08S的
塑料袋包装 Pack with
30*190*0.08s bag



503B92